


Swiss Series



Specialized in Custom Design

Aluminum structure

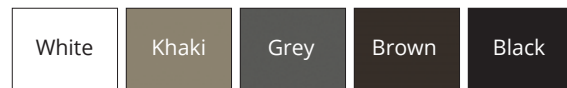
Load-bearing capacity to withstand the worst weather conditions

Flat roof with 2 slopes of equal or unequal length with customized pitch

Fixed transoms in smoked bronze polymer as standard (available in 3 colours)

Available in freestanding or attached version

Standard colours



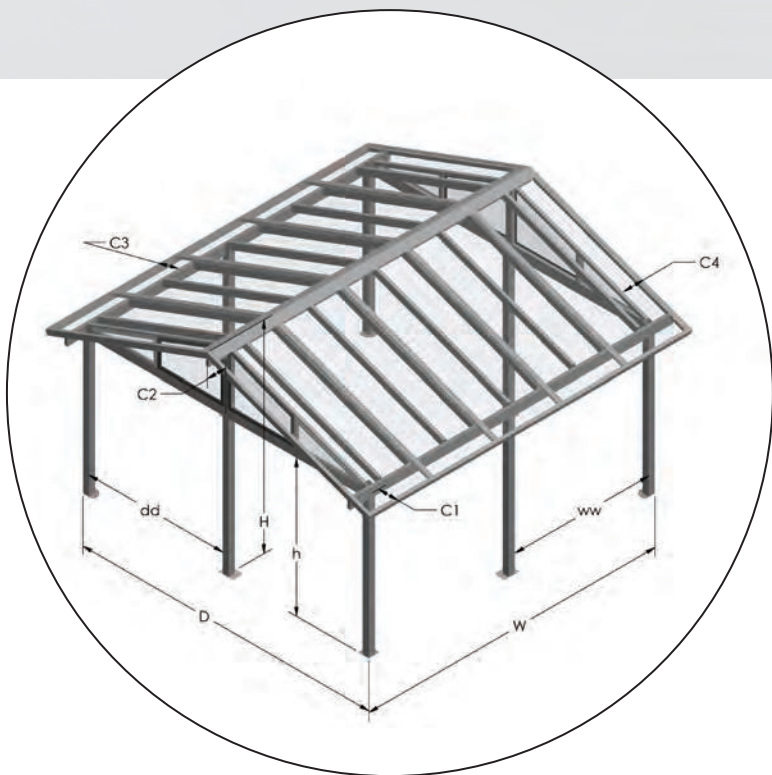
6061-T6 aluminum frame (3/16-inch thick)

Baked paint quality certified AAMA 2603, AAMA 2604 (on request)

Stainless steel hardware (optional anti-theft)

Mechanical anchors (optional chemical anchors)

16 mm RDC polycarbonate roof with UV protection and 0.57 shading coefficient (standard)




Roofing options			Dimensions												
Polycarbonate	Corrugated sheet metal	Wood and sheet metal	ww	h	H	S	W	dd	D	Front posts	Back posts	C1	C2	C3	C4
x	x	x	Max 144	Std 80	1:12	-	Max ∞	Max 144	Max 288	Std 4 x 4 x 3/16	Std 4 x 4 x 3/16	8	8	-	8



Corrugated sheet metal



Corrugated sheet metal



Polycarbonate



Polycarbonate



Wood and sheet metal



Wood and sheet metal



Aluminum and glass wall



Privacy panel



Sheet metal



Glass

Wall options

Glass

6 mm on clips for maximum ventilation

Panels with watertight frame

Several finish options for watertight frame: sheet metal, sheet metal and wood, glass, solid or perforated aluminum panels, and more

Privacy panel

Choice of 17 standard models or custom-made

Combination of options

E.g., an aluminum and glass wall

Also available are our doors, windows, sliding doors and 3-season fixed panels. Doors have the same finish options as walls.